

2023 What to Expect Series

Rigging



Offshore Rigging Inspection and Upgrades



- Presented by Steve Madden
- Annapolis to Bermuda class winner
- steve@myachtservices.net





A DIVISION OF M YACHT SERVICES

CREATING IDEAL BLUEWATER YACHTS

- Structural Integrity
- Dependable Systems
- Offshore Independence
- Practical Equipment
- Vessel Safety
- Heavy Weather Readiness

VISUAL MAST INSPECTION

Assuming running and
standing rigging is less
than 10 years old

Most gear failure is
avoidable through
good boat preparation

Mast Head: Lights, wind instrument, spin blocks, sheaves, VHF antenna, gravity loops, furler foil top bearing, furler swivel, **Halyard wrap prevention**, Spare halyards (2 x mains, 2 x genoa, 2 x spin), cotter pins. Halyard chafe (spectra sheath)

Spreaders: Angle 5 degrees up, play in spreader roots, **sail protection**, tape up all cotter pins, lights

Goosenecks: Play in boom and vang gooseneck

Boom: Sheaves, vang /boom gooseneck, main sheet /boom break/preventer bails, remove **single line reefing**

Furler: Foil connections, bearings, control line angle

Deck level: Turning blocks, winches, mast collar, tie rod, **shackles, cotter pins**, rig tune, (column, rake and prebend)
Dynamic tune under sail

Chainplates: Leaks (rebed coverplates)

Below deck: Partners, mast step, mast tie down, mast step (corrosion) mast drain hole


Rigging Spares & Accessories

Rigging Spares

- 10 mm Dyneema line length of mast
- snatch block
- friction rings
- **wire cutters**
- shackles
- 3 mm dyneema lashing
- Handy Billy (4:1 block and tackle)
- Hacksaw blades
- Clevis and cotter pins
- Friction ring loops
- Webbing strop to fit around boom

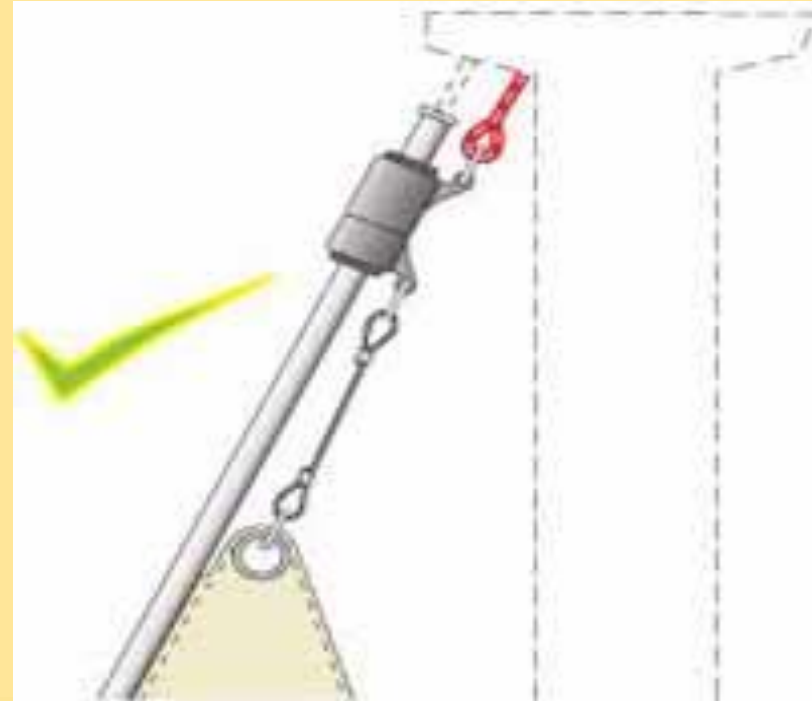
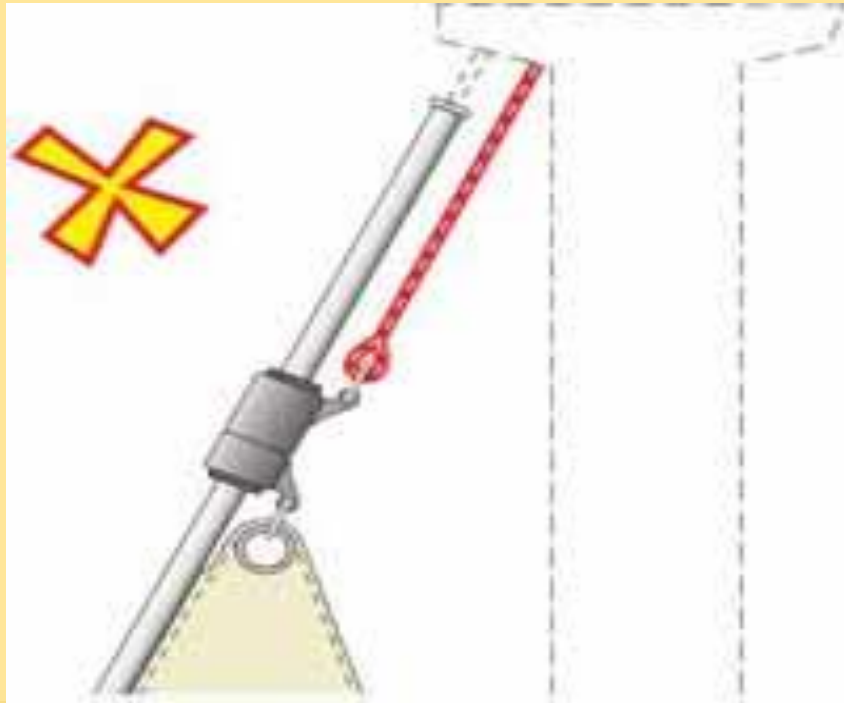
Accessories

- Top down furler (spinnaker crane extension /bow sprit)
- Boom brake
- Inner forestay
- Radar reflector (Echo Max)
- Whisker pole



Halyard
Wrap

Halyard Wrap





Halyard
Wrap



Chain plates

Chain plates





Metal Fatigue

Crevice Corrosion



Crevice
Corrosion





Cotter Pins



Dropped Foil



Loose Shackle



Misaligned
blocks



Mismatched
pins



SHOW & TELL





Questions?

Presenter Contacts:

- Austin Powers

austin.powers@northsails.com

- Ridgley Mackenzie

ridgley.mackenzie@northsails.com

- Steve Madden

steve@myachtservices.net

